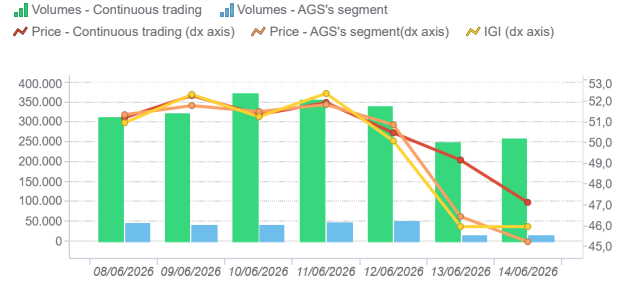


Day-Ahead Gas Market (MGP-GAS)

	Average price (€/MWh)	Change Price	Minimum price	Maximum price	Total Volumes (MWh)	Volumes change	Daily product	WE Product	WD Product
Continuous trading	50,04	-0,1%	44,50	53,45	2.204.688	29,3%	1.771.056	433.632	0
AGS's segment	49,88	-0,5%	45,25	51,85	258.168	-37,9%	256.176	27.912	

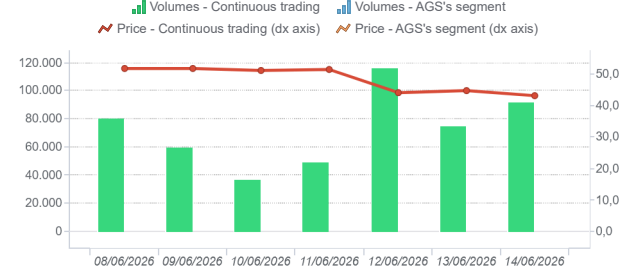
MGP - Volumes (MWh) and Price (€/MWh)



Intra-Day Gas Market (MI-GAS)

	Average price (€/MWh)	Change Price	Minimum price	Maximum price	Total Volumes (MWh)	Volumes change	Purchases SRG (MWh)	Sales SRG (MWh)
Continuous trading	48,46	-3,8%	42,01	52,90	507.888	15,1%		
AGS's segment	-	-	-	-	-	-	-	-

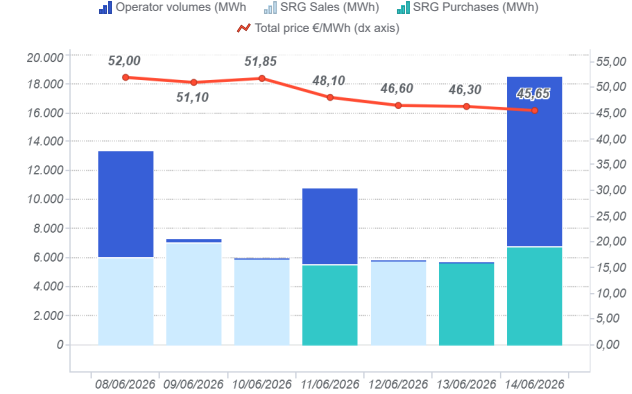
MI - Volumes (MWh) and Price (€/MWh)



Market for the trading of gas stored (MGS-GAS)

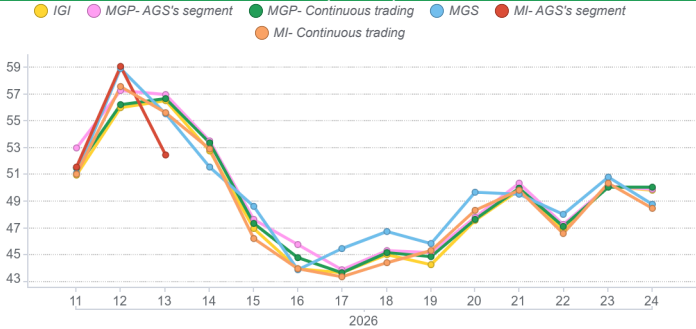
	Week 23	Week 24
Price €/MWh (1)		
Snam Stocaggio (Stogit Adriatica)		
Snam Stocaggio (Stogit)	50,83	48,80
Total	50,83	48,80
Volumes MWh		
Snam Stocaggio (Stogit Adriatica)	0	0
Snam Stocaggio (Stogit)	88.786	67.130
Totale	88.786	67.130
SRG. Activity MWh		
Purchases	20.904	17.764
Balancing (2)	20.904	17.764
Other purchases (3)		
Sales	27.544	24.544
Balancing (2)	27.544	24.544
Other purchases (3)		

Market for the trading of gas stored (MGS-GAS)

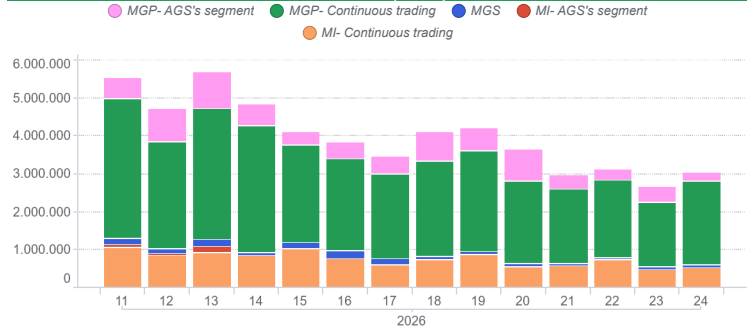


1) The Total price is calculated as a weighted average price for the total volumes exchanged in each storage system.
 2) To securely manage any expected deviations between overall network injections and withdrawals pursuant to Art. 2.5 of Annex A, AEEGSI's Resolution 312/2016/R/gas
 3) Stored gas trades by Snam Rete Gas (SRG) not included in "Balancing"

Prices (€/MWh)



Volumes (MWh)



Forward Gas Market (MT-GAS)

Prodotto	Minimum price (€/MWh)	Maximum price (€/MWh)	Check price*	Check price change (%)	Trades	Volumes (MWh/g)	OTC Registrations	OTC Volumes	Volumes Tot	Change %	Open position (MWh)*	Open position (MWh/g)*
M-2026-07			51,46	11,6%	0,00	0,00	0,00	0,00	0,00	0,0%	0,00	0,00
M-2026-08			49,45	0,0%	0,00	0,00	0,00	0,00	0,00	0,0%	0,00	0,00
Q-2026-03			48,46	0,0%	0,00	0,00	0,00	0,00	0,00	0,0%	0,00	0,00
Q-2026-04			49,37	11,0%	0,00	0,00	0,00	0,00	0,00	0,0%	0,00	0,00
Q-2027-01			52,25	10,6%	0,00	0,00	0,00	0,00	0,00	0,0%	0,00	0,00
Q-2027-02			40,01	6,0%	0,00	0,00	0,00	0,00	0,00	0,0%	0,00	0,00
WS-2026/2027			51,75	10,3%	0,00	0,00	0,00	0,00	0,00	0,0%	0,00	0,00
SS-2027			37,19	0,0%	0,00	0,00	0,00	0,00	0,00	0,0%	0,00	0,00
CY-2027			39,13	0,0%	0,00	0,00	0,00	0,00	0,00	0,0%	0,00	0,00
BoM-2026-06			48,83	-1,1%	0,00	0,00	0,00	0,00	0,00	0,0%	0,00	0,00
M-2026-09			49,67	0,0%	0,00	0,00	0,00	0,00	0,00	0,0%	0,00	0,00

*Referred to the last session of the week